

Potato Planter




Features

1. Adjustable riggers
2. Mechanical chain vibrator
3. Spring loaded covering unit
4. Planting belt with cups of choice
5. Stainless steel bottom in cup hopper
6. Fixed hopper capacity 200L(single row)
7. Coating: Baked on powder coat finish
8. Wheels 400 * 10 or 500*12

Basic Data

Model	LF-PT32	LF-PT32(W)
Tractor HP	20-50HP	
Row	Single Row	Double Row
Space of Rows	51cm	
Space of Plants	32cm	
Space of Ditch	60-75cm	
Linkage	3 Point Linkage	
Potato Cups Dia.	6cm	
Hopper Capacity	200L	200L *2
Number of Cups	19pcs	19*2pcs
Weight	138kg	280kg
Overall Dimension	1280*1140*1500mm	1500*1140*1500mm
Packing Size	1600*900*1000mm	1550*1400*1000mm

Configuration



Images




PT32



PT32W


Accessories



Potato Cups



Furrow opener



3-point hitch kit